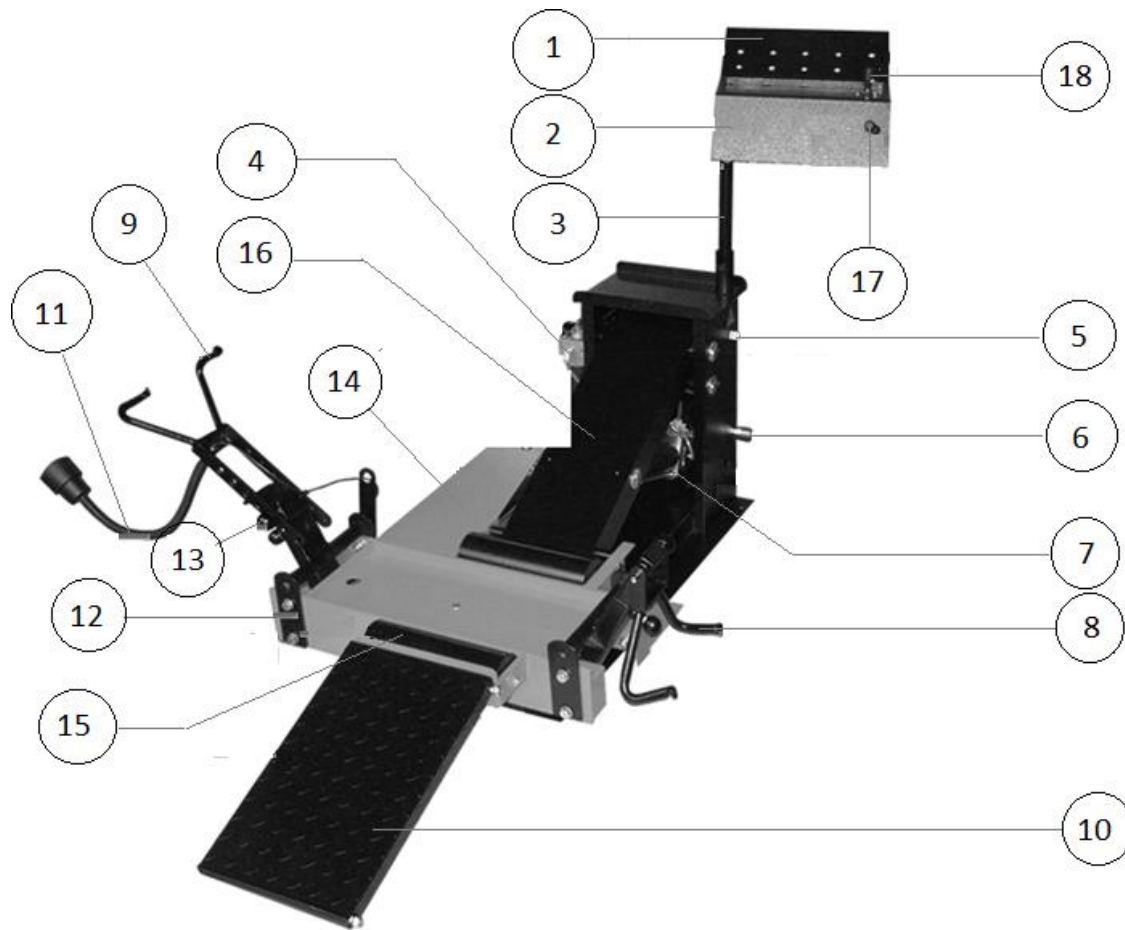
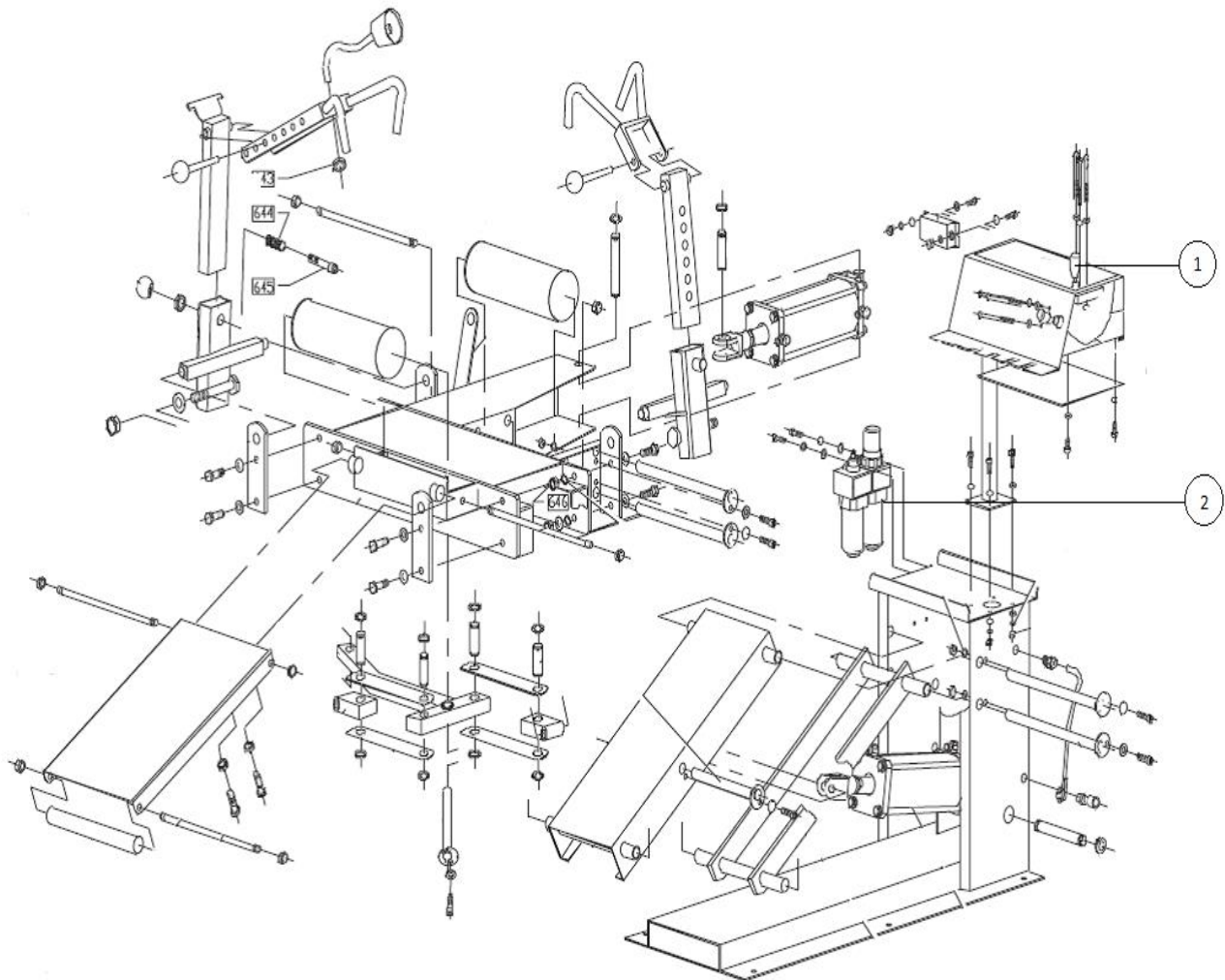


# PRODUCT STRUCTURE ILLUMINATION

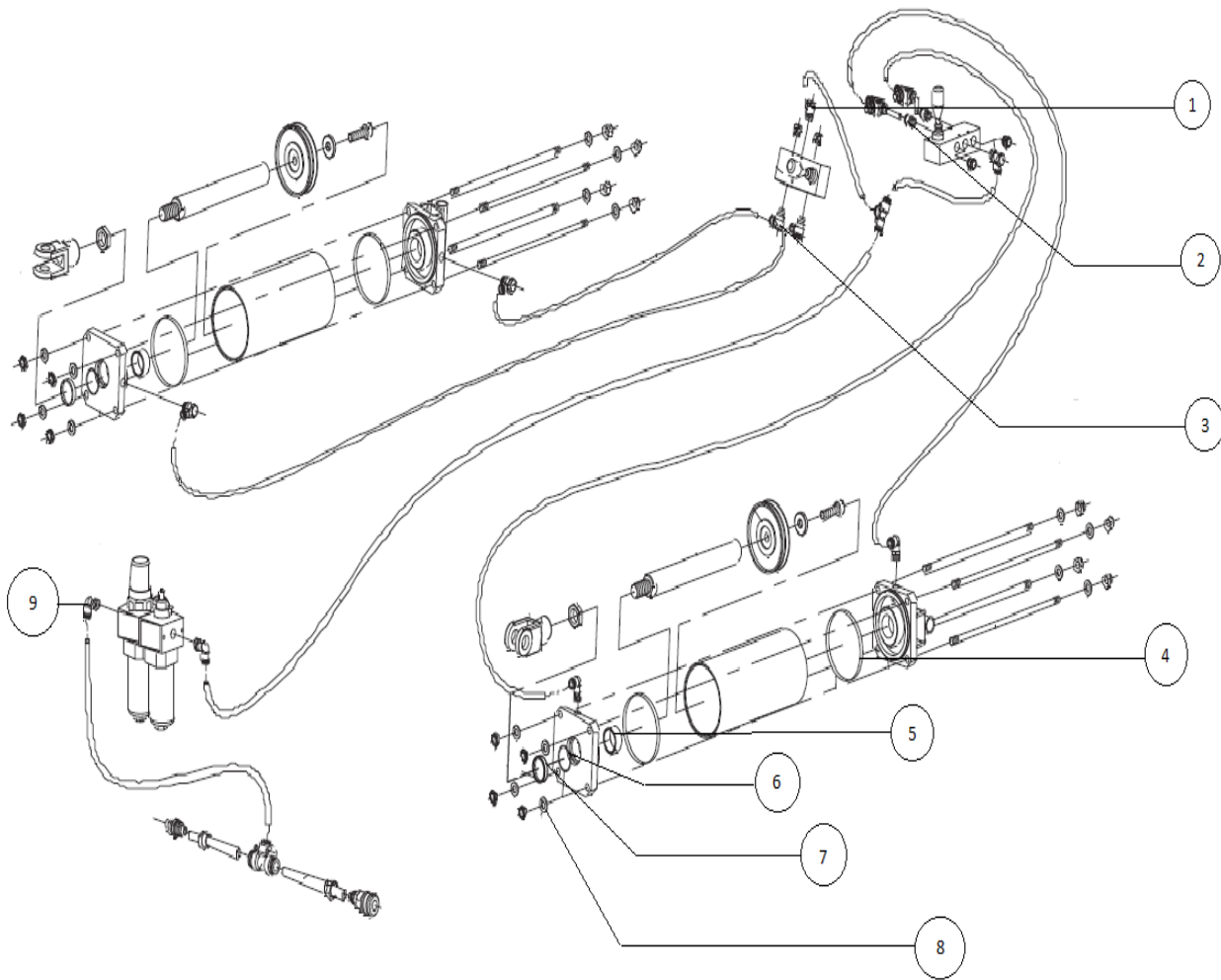


| NO | DESCRIPTION                                |
|----|--|
| 1  | Tool Tray                                  |
| 2  | Pneumatic Control Box                      |
| 3  | Tool Rack                                  |
| 4  | Air Regulator                              |
| 5  | Main Body Power                            |
| 6  | Pneumatic Union                            |
| 7  | Up & Down Pneumatic Cylinder               |
| 8  | Short Spread Hook                          |
| 9  | Long Spread Hook                           |
| 10 | Tire Platform                              |
| 11 | Work Light                                 |
| 12 | Up & Down Platform                         |
| 13 | Adjusting Valve                            |
| 14 | Spreader Pneumatic Cylinder                |
| 15 | Tire Lever                                 |
| 16 | Pneumatic Tool Union                       |
| 17 | Spreader Pneumatic Cylinder Control Valve  |
| 18 | Up & Down Pneumatic Cylinder Control Valve |

# EXPLODED VIEW & REPLACEABLE PART NUMBERS



| NO. | CODE      | DESCRIPTION   | QUANTITY |
|-----|-----------|---------------|----------|
| 1   | 603-82501 | Handle Valve  | 2        |
| 2   | 603-82502 | Air Regulator | 1        |



| NO | CODE      | DESCRIPTION           | QUANTITY |
|----|-----------|-----------------------|----------|
| 1  | 603-82507 | Middle Union          | 1        |
| 2  | 603-82509 | Speed Adjusting Union | 2        |
| 3  | 603-82508 | Handle Valve          | 2        |
| 4  | 603-82510 | Rubber O-Ring         | 1        |
| 5  | 603-82511 | Oil-Free Piston       | 4        |
| 6  | 603-82503 | O-Ring                | 2        |
| 7  | 603-82505 | Dustproof Seal        | 2        |
| 8  | 603-82504 | Washer                | 16       |
| 9  | 603-82506 | Right Angle Connector | 4        |